



Welcome to Year 6



Teaching Staff: Mrs Orton & Mr Holt (6OH) + Mr Culley (6C)
Teaching Assistant: Mrs Brunt, Mrs Amaral, Ms McMorrow +
Mrs Webster

PPA/Cover: Mr Arnold & Mrs Chong

The Year 6 Curriculum

Ready, Steady, Write (English).

Maths.

Learning Journey.

(History, Geography, Science, Art & Design,
Computing)


KAPOW PHSE, Discovery RE & Language Angels.

Year 6 Weekly Timetable

| | 8.30 8.50 | 8.50 9.15 | 9.15-10.15 | 10.15 10.30 | 10.30-11.00 | 11-12 | 12.05 13.00 | 13.00 - 14.00 | 14.00 - 15.00 | 15.00 - 15.10 |
|--------------|--------------|---|------------|--|---|---------|--|---|---|---------------|
| Mon | Reg DS | Whole School Assembly | Maths | B R E A K T I M E | English Vocabulary/Creative Write Reading | | L U N C H T I M E | Indoor PE Computing | Computing Indoor PE | Reading |
| Tues | Reg DS | KS2 Singing Assembly | Maths | | Music | English | | Science | Science | Reading |
| Weds | Reg DS | Whole School Assembly | Maths | | RE | English | | PPA Outdoor PE Spelling / Grammar | PPA Spelling / Grammar Outdoor PE | Reading |
| Thurs | Reg DS | Class Assembly Picture News | Maths | | PHSE | English | | Geography | History | Reading |
| Fri | Reg DS | Whole School Celebration Assembly | Maths | | Language Angels Spanish | English | | Art/DT | Art/DT | Reading |



KMPS Values Overview 2025



KMPS Personal Values

KMPS Learner Values

Kindness

Integrity

Respect

Resilience

Aspiration

Reflectiveness

KMPS Personal Qualities

KMPS Core Learner Qualities

Show kindness through...

Show you have integrity by being...

Show respect by...

Be a resilient learner by being...

Be an aspirational learner by being...

Be a reflective learner by being...

Words and Actions

Honest

Listening

Courageous

Dedicated

Curious

Gratitude

Fair

Being Courteous

Optimistic

Independent

Adaptable

Empathy

Trustworthy

Showing Humility

Patient

Organised

Creative

Helpfulness

Ethical

Following the Rules

Self Confident

Problem Solvers

Analytical

Attendance

Drop Off and Pick Up.

Punctuality.

Also... snacks, lunch and water bottles.

No Nuts!

Homework & Rewards


Homework will be sent out on paper.
We will not be using SeeSaw.

House Points
Values Awards
Headteacher Award
StarSix Cafe










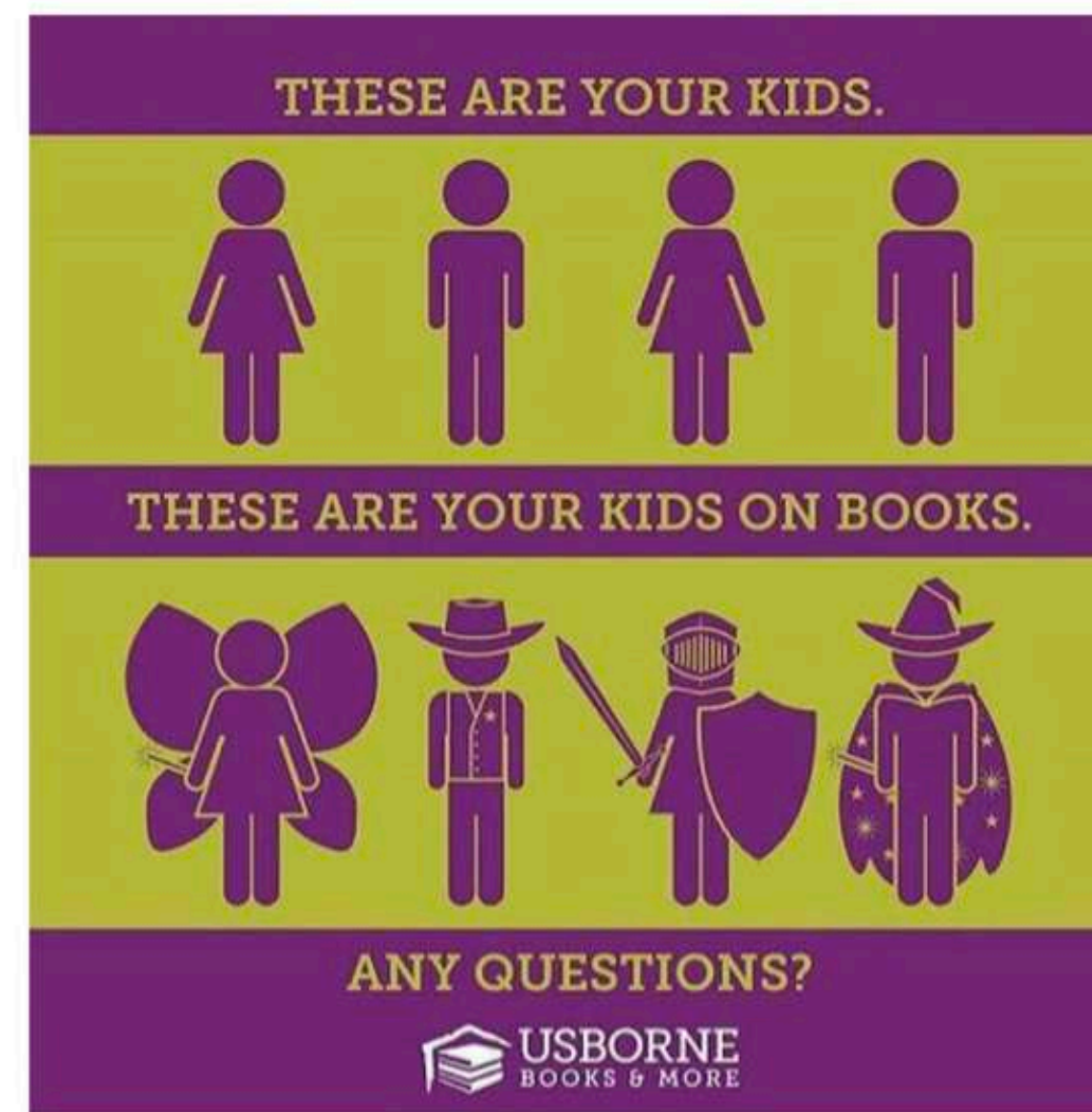
The Importance of Reading

HOW CAN YOU HELP YOUR CHILD WITH READING?



How can you help?

-  Model fluent reading by reading pages to your child, even when they can decode. Getting them to read a page and then you read a page can be the perfect compromise. Having subtitles on the TV as you watch programmes can also help develop fluency. It is important children hear how fluent reading should sound so that they can develop in this area.
-  Allow your child to repeatedly read sentences, sections of texts and books to improve their fluency.
-  Discourage racing through reading and only picking thick books to ensure full meaning is extracted from a text before moving on to the next. It's recommended that a child needs to be able to independently read at least 95% of the words on a page for a book to be at a suitable level for them to read.
-  When your child has finished a chapter or book, talk about what the chapter/book was about and check that they can retrieve details about the context of the text, as well as infer meaning such as how a character may be feeling for example.
-  Ask your child what books they enjoy and ensure they develop as much reading for pleasure as they can. Shopping for new books, making a bookmark, etc can be the perfect activities.
-  Introduce your child to new authors and texts using the recommended reading list link on the right hand side of this page . This will diversify the range of authors and texts that they experience and also expose them to a wider vocabulary.



HERE'S THE IMPACT OF READING 20 MINUTES PER DAY!

| A student who reads | A student who reads | A student who reads |
|--|--|--|
| 20:00 | 5:00 | 1:00 |
| minutes per day | minutes per day | minute per day |
| will be exposed to 1.8 MILLION words per year and is more likely to score in the 90th PERCENTILE on standardized tests | will be exposed to 282,000 words per year and is more likely to score in the 50th PERCENTILE on standardized tests | will be exposed to 8,000 words per year and is more likely to score in the 10th PERCENTILE on standardized tests |

 SCHOLASTIC

Source: Nagy, Anderson and Herman, 1987

Recommend Reading lists for each age group can be found on the following website ...

[https://
www.booksfortopics.co
m/key-stage-book-lists](https://www.booksfortopics.com/key-stage-book-lists)

We have an **obligation** to read aloud to our children. To read them things they enjoy. To **read** to them stories we are already tired of. To do the voices, to make it **interesting**, and not to stop reading to them just because they learn to read to themselves.

—Neil Gaiman

PHONIC APPROACH
FOUNDATION STAGE
YEAR 1 AND SOME OF YEAR 2

Spelling at KMPS

WORD STUDY APPROACH
YEAR 2 WHO HAVE COMPLETED PHONICS.
YEARS 3,4,5 AND 6.

Why?

To ensure that our teaching of spelling is effective and moves with the times.

Research and our experience have found that weekly spelling tests do very little to improve children's progress in longer term spelling retention.

With technological advances such as spellcheck, children need to understand the meaning of words such as homophones two, to and too.

Word study teaches children to look at words and their context rather than remembering lists that are often then forgotten.

We will continue to teach statutory word lists and ensure that these are sent home but as 80% of words follow predictable patterns, we feel phonics and word study are the best approaches to teaching spelling.

How you can help at home?

Look at the half-termly statutory word lists with your child to know what words they are working on.

Use the word observation sheet to help you talk about features of key words that your children are trying to spell.

Use the Comprehension Challenge sheet to help you to talk about the words that your children are trying to spell.



Word Observation

sound

Soundtalk: the word
What do you know about it?
How many sounds are there?
What types of phonemes are there?
What can you say about the vowels?
What do you notice about the consonants?
If the word made of more than one word?

pattern

How many syllables are there?
Are any other words spelled the same way?
Does it have a prefix or suffix?
Which syllables are emphasised when you say the word?
What are the beginning and end sounds in each syllable?

meaning

Is this word used very often?
What is the root part of the word? Can you think of any other words with this root word?
If it has one, what does the prefix or suffix tell you about the word's meaning?
Do you know what the word means?
How would you use this word?

Word Study



Comprehension Challenge

Definition

What does your word mean?
Can you find or draw a picture which helps explain it?
Can you act out its meaning?

Word Partners

Is your word often used with another word? For example, the word example is often preceded by the word 'for'.

Same and Different

Synonyms: which words have similar meanings to your word? How do you know when is your word the best one to use?
Antonyms: Which words are completely the opposite to yours?
Is your word a homophone or a homonym?

Different Forms

What happens if you add a prefix or suffix to it?
Can it be changed from a verb to an adverb, or used as a noun as well as an adjective?
Which other variations of the word can you discover?

Use it

Use the different forms of your word in different sentences.
Can you ask a question using your word?

Word Study

Year 5 and 6 Statutory Spellings

accommodate

accompany

according

achieve

aggressive

amateur

ancient

apparent

appreciate

attached

available

average

awkward

bargain

bruise

category

cemetery

committee

communicate

community

competition

conscience

conscious

controversy

convenience

correspond

criticise

curiosity

definite

desperate

determined

develop

dictionary

disastrous

embarrass

environment

equipment

equipped

especially

exaggerate

excellent

existence

explanation

familiar

foreign

forty

frequently

government

guarantee

harass

hindrance

identity

immediate

immediately

individual

interfere

interrupt

language

leisure

lightning

marvellous

mischievous

muscle

necessary

neighbour

nuisance

occupy

occur

opportunity

parliament

persuade

physical

prejudice

privilege

profession

programme

pronunciation

queue

recognise

recommend

relevant

restaurant

rhyme

rhythm

sacrifice

secretary

shoulder

signature

sincere

sincerely

soldier

stomach

sufficient

suggest

symbol

system

temperature

thorough

twelfth

variety

vegetable

vehicle

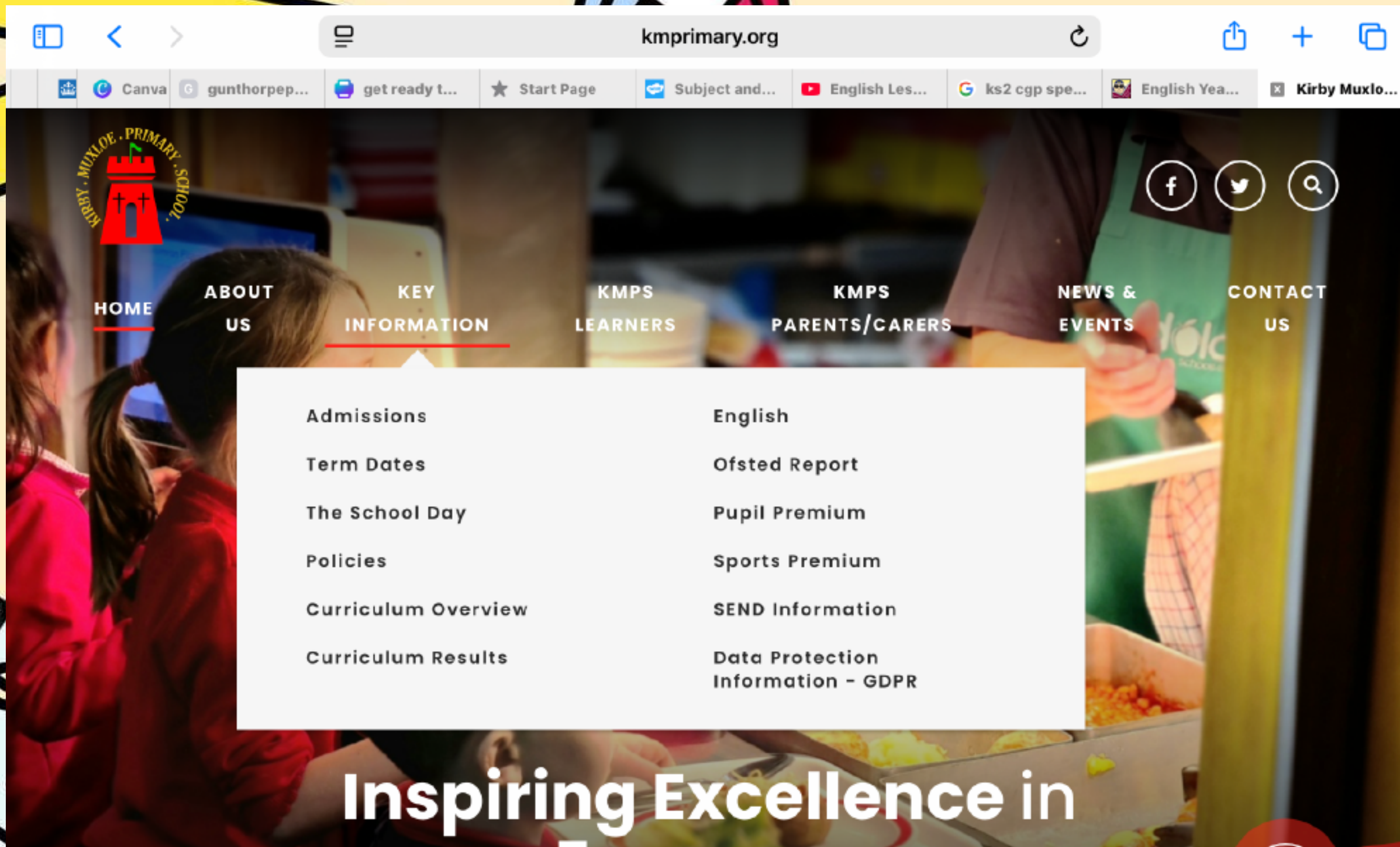
yacht

English Resources

Here is how to find the English part to our school website.

This explains our approach to teaching reading, writing and spelling etc...

There is also a section offering ideas how how you can help at home.



Our English Vision

At KMPS, we want children to leave the school as confident communicators, fluent and motivated readers and coherent writers, possessing a rich and broad range of vocabulary, which can be articulated in a range of contexts to enrich their adult life. To achieve this, we want to provide all children at KMPS with high quality learning opportunities in English through discrete skill based sessions and linked opportunities across the curriculum.

Use the boxes below to explore our English curriculum further.



Information to support you and your child with

LITERACY



FS, KS1 and KS2

Literacy and English Section
to our School Website.



Reading



Writing



Spelling



How you can help at home



Other information

Simply scan the QR codes to learn
more about supporting your
child with reading and writing.

If you have any further
questions, please contact your
class teachers.

How to support your child with

MATHS



KS2 (Y3-6)

Maths Homework.
Given weekly.

Homework is largely focussed on the four
operations (+ - × ÷) and times table
practice. This is to help children cement and
solidify these core skills so that they are
entirely ready for the variety of other
concepts they will come across.

If you would like to know more about a
particular method, please ask your child's
teacher.

Times Table
Rockstars.

We recommend ~10 minutes, 4-5
times per week.
Little and often is key.

Children in Y2-Y6 have a log in for this app -
downloadable from the App Store. You can
also use it on the website.

Free app.

Have a look at the handy guide attached to
this document.



BBC Bitesize



BBC Bitesize has a wide range of videos,
activities and games for children to explore
different concepts.
No log in required - all free.

I-Minute Maths app

White Rose

1 minute quizzes on a variety of different
maths concepts - great for all primary aged
children. It is a fantastic way for all children
to develop their mental agility.

No log in required. Free app.



CGP



The CGP resources usually come in the form of
physical books. If you'd like something extra for
your child to practise with, and are happy to
spend a little, they are brilliant.

Other Useful Tools:

<http://mathsbot.com/puzzleMenu>

(Useful games - Find the Primes, Where's the Squares?, Beat the
Clock (Times tables), Countdown)

<https://mathsframe.co.uk>

Go to - Tablet Friendly Games

A wide range available - some with more maths than others.

White Rose Parent Resources



Parent Guide



We recommend a “little and often” approach; 10 minutes practice a day, 4 or 5 times a week is a good target.

What are the different Game Modes?

Single Player

| | |
|---|---|
| Jamming 4 or 8 coins/correct answer | The only game mode without a timer, players chose the table and operation (\times or \div or both) they want to practise. Answer 10, 20 or 30 questions. |
| Gig 10 coins per correct answer | Gig games last 5 minutes and contain up to 100 questions, which come in ‘waves’, starting with the 10s, then the 2s, 5s, 3s, 4s, 8s, 6s, 7s, 9s, 11s and 12s. Novices are not expected to get past the 5s. Gigs provide the child (and their teacher) with a simple measure of their current skills, which is why learners should concentrate fully for the whole Gig as they won’t get another try until next month. |
| Garage 10 coins per correct answer | Players are given a personalised set of 6 multiplication questions (and their matching division questions) in each round. The questions they get keep adjusting to provide the best fit for every learner’s needs. This is probably the best game made for improving their recall while they’re still learning. |
| Studio 1 coin per correct answer | Here your child earns their Rock Status, which is based on their Studio Speed. The faster they are the better their status. Studio Speed is the average of their most recent 10 Studio games. Suitable for confident players. |
| Soundcheck 5 coins per correct answer | Soundcheck games ask 25 multiplication questions (up to 12×12), allowing 6 seconds for each question. Suitable for confident players. |

Multi Player

| | |
|---|---|
| Festival 1 coin per correct answer | Children compete against others from around the world, with their identities protected behind their rock names. Suitable for confident players. |
| Arena 1 coin per correct answer | Children race against other members of their class who are logged in and choose the same arena name at the same time. Arena games use the same smart question algorithm as Garage games. |
| Rock Slam 1 coin per correct answer | Players challenge their classmates or teachers to answer as many questions as they can in 60 seconds, setting a score for the challengee to beat. Pupils don’t need to be online at the same time. |
| Tournaments | <p>Battle of the Bands – groups of children within the same school (usually classes, year groups or teams) compete to have the highest <i>average</i> score per player.</p> <p>Top of the Rocks – like a Battle of the Bands <i>between</i> schools. The winning class or school is the one with the most correct answers per person.</p> <p>Important: Each correct answer (in any game mode) earns 1 point towards the team’s total in addition to the coins earned. For example, in Garage games each correct answer is worth 1 point for the team and 10 coins for the player.</p> |

Parent Guide




Learners with different needs

| | |
|--|---|
| How can I hide the timer? | Start a game and press ⚙ > Hide Practice Clock. You could also play a game in Jamming. |
| How can I increase the length of Garage games? | Single player > Garage > press the little arrow below “play solo” > choose 1, 2 or 3 minutes. |
| The tables are too hard | Make sure your child is playing in Garage or Arena game modes. If this does not resolve the issue, please speak to your child’s teacher. Remember that Jamming mode allows the child to choose the tables themselves. |
| My child gets anxious | Try the three above plus: setting mini goals (e.g. complete 2 minutes today, get 1 more point in the next game, pass 1 level); having a break from online play (come back in a couple of days); and reminding them of Baz’s words: |
| My child has visual impairments; what settings are available? | Head to the Profile page where you can: change the colour scheme; reduce the visual stimuli with Declutter mode; increase the font size or switch to a dyslexia-friendly font called Lexie. play.ttrockstars.com is also screen reader compatible. |
| Can I turn off division? | Yes in Jamming mode but not in the other games. The reason for that is that practising multiplication and division at the same time supports the recall of both and is the most successful approach. If your child is finding division confusing, please speak to their teacher about starting with the 10s only and for advice on how to help at home. |

Troubleshooting

| | |
|---|---|
| My child’s coins and/or Studio speed have suddenly dropped | Another child may have logged in as your child. Please reassure your child that this can be rectified. Contact their teacher who can set a new password, refund any coins, delete Studio games and talk to the class about online safety. |
| My child plays too much | Set firm TTRS time limits; reward healthy choices; take away devices before bed. |
| My child’s name is showing on a school leader board. | Please ask your child’s teacher to change the settings at their end so that rock names show on the leaderboards instead of real names. |
| What does the 🕒 mean? | If this symbol appears over a game tile (e.g. over Garage) it means the teacher has set your child a certain number of minutes to practise in that game mode for homework. Once they complete those minutes the other games unlock. |
| Is TTRS safe? | Yes. There are no adverts, no in-app purchases nor any chat functions. See more in our Privacy Notice (mathscircle.com/privacy-notice). |



School Uniform

 **2024 Main Uniform - Visual Examples** May 2024

Top Half

- Plain red polo shirt or blouse
- Black sweatshirt/ jumper/ cardigan/ fleece (school logo optional)

 +  Or  Or 

Bottom Half

- Grey/black trousers or
- Grey/black skirt or
- Grey/black pinafore dress or
- Grey/black tailored shorts (approximately knee length)

 Or  Or  Or  Or  Or  Or  Or 

Socks/ Tights

- Grey/ black tights (not leggings)
- Grey, black or white socks (not to be worn over tights)

 Or  Or 

Footwear

- Completely plain black shoes or
- Black boots that do not come above the knee

 Or  Or 

Extra Options

- Red and white gingham dresses may be worn when warmer
- Black or white 'cycling style' shorts can be worn under skirts or dresses for modesty reasons (not longer than the skirt or dress itself)














PE & Uniform

Our PE lessons will be taught on a Monday and Wednesday afternoon.

Monday will be an indoor session and Wednesday will be an outdoor session with Mr Arnold.

Please put a carrier bag inside your PE kit for any dirty shoes.

| | Unicorn | Dragon | Griffin | Phoenix |
|---|---|---|---|---|
| Top Half • Coloured T shirt (in colour of house red/ green/blue or yellow) |  |  |  |  |
| | Or | Or | Or | |
| Top Half • Black sweatshirt/ jumper/ cardigan as per full uniform |  |  |  | |
| | Or | Or | | |
| Bottom Half • Fully plain black jogging bottoms or • Fully plain black sports shorts/ skorts/ cycling shorts (not too short and free from logos) |  |  |  |  |
| | Or | Or | Or | |
| Socks • Grey, black or white socks | | | | |
| Footwear • Dark trainers appropriate to sports activity. These do not need to be fully black. | | | | |

The National Tests

| Monday 11th May | Tuesday 12th May | Wednesday 13th May | Thursday 14th May |
|--|---------------------|---|----------------------------------|
| Grammar, Punctuation and Spelling Paper One Grammar, Punctuation and Spelling Paper Two | English Reading | Maths Paper One (Arithmetic) Maths Paper Two (Reasoning) | Maths Paper Three (Reasoning) |

By the time we reach the SATs in May, your children will be confident, well prepared and ready for these papers. Our aim is always to encourage and equip the children to do their very best without making them a big deal.

Mobile Phones / Social Media

Introduction

With the wider spread of mobile phone use and the emergence of wearable technology a range of opportunities open themselves. Along with this comes many challenges that schools need to address in order to ensure the safety and privacy of children and staff as well as ensuring that learning is not disrupted.

Definitions

Mobile Phone:

- Any phone or device that is capable of making or receiving phone calls or texts. In addition it may have the capability to take photos or video.

Smart Watch or Device:

- Any watch or device that goes beyond 'just telling the time'. This may include photo and video capability, fitness tracking or messaging or calls capability.

Pupils

Pupils in Years 5 and 6 are allowed to bring a mobile phone into school in order to support their journey to and from school but only under the following conditions:

- Whilst on the school grounds it is switched off (not just on silent) and is put away in the child's bag
- It will remain the sole responsibility of the child. The school will take no responsibility for any loss, damage or theft whilst on school property
- Filming, recording or photographing anyone at school is expressly prohibited and will be treated as a very severe infringement of the behaviour policy
- Any failure to follow any of these will result in the mobile phone being confiscated and returned to the parent or carer. The mobile phone will not then be allowed back into school.

Smart watches or devices are not allowed into school. Watches that only tell the time are allowed. If staff are in doubt, they may confiscate the watch and discuss with parents.

Over the past few years, we have noticed an increasing number of issues that have come from the use of social media outside of school. Unfortunately, this has had a huge impact on children within school as well, especially those who have been victims of online issues. Please have a look at these two links and closely monitor your child's use of the internet.

<https://www.internetmatters.org/wp-content/uploads/2019/04/Internet-Matters-Guide-Official-UK-Social-Media-Guidance.pdf>

<https://www.youngminds.org.uk/parent/parents-a-z-mental-health-guide/social-media/>

School Website Support

Guides For Parents & Carers

Please click on an image to download a pdf version of the guide.



WhatsApp



Snapchat

HOME → KMPS PARENTS/CARERS → KEEPING YOUR CHILD SAFE ONLINE

Keeping Your Child Safe Online

Welcome to our online safety section for parents. Below are up-to-date guides from the [National Online Safety Centre](#). If you have any specific issues with certain apps or your child using certain sites, please see the guides below. If you can't find a guide for your specific problem or would like further advice, please do contact the school.

We also have links to useful websites about online safety for parents, including how to chat to your child about online safety and what to look out for.

Finally, we have created a Newsletter Archive where you'll find copies of all the online safety newsletters.

Trips and Events

Remembrance Assembly & The Memorial - Tuesday 11th November 2025

Christmas Carol Concert at St Bartholomew's Church - Tuesday 10th December
@ 6pm

Warning Zone - Monday 23rd February 2026

Red Ridge - Monday 1st June 2026 until Friday 5th June 2026

Sex & Relationships Education - Summer Term Two

The Show - Monday 6th July 2026 @ 3:30pm & Tuesday 7th July 2026 @
6:00pm

Graduation - Thursday 9th July 2026 @ 2pm

End of Year Celebrations - TBC

High School

We work closely with our main feeder schools and have great relationships with their staff

It is parental responsibility to apply for a high school place. Please remember to choose three schools even if you have a preferred school.

Transition will happen over the summer term, including extra transition if required.

Deadlines for Applications:
31st October 2025

Communication

All communication will now come via the office.

admin@kmpprimary.leics.sch.uk

0116 2393410

Emails and phone calls will be passed directly from the office to class teachers. We will then respond directly via phone or email. We welcome all communication and will always be happy to help.